



THE WORLD LEADER IN
FUME EXTRACTION TECHNOLOGY

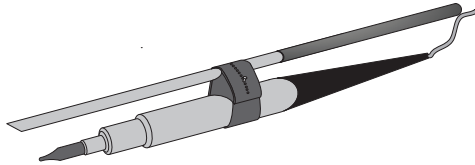
T 1

The T1 high vacuum unit is designed to extract and filter fumes and debris through small bore hoses and attachments. Ideally suited for soldering iron tip extraction, vac pens and any application requiring close proximity, micro extraction.

STANDARD FEATURES:

- Compact design
- High vacuum pumps
- Low noise level
- 3 stage filtration

OPTIONAL TIP EXTRACTION IRON KIT:



T1 FILTERS




Single tip extraction for all solder applications.



PACKAGE INCLUDES:

- T1 extraction unit
- 1 x Pre filter pad
- 1 x Combined HEPA/Gas filter
- 1 x Power cable



UNIT PART NUMBERS			FILTER PART NUMBERS	
Model	Voltage	Part Number	Pre Filter Part No.	Combined Filter Part No
T1 Powder Coated	230V	E0142A0000	A1030087	A1030086
	115V	E0141A0000	A1030087	A1030086

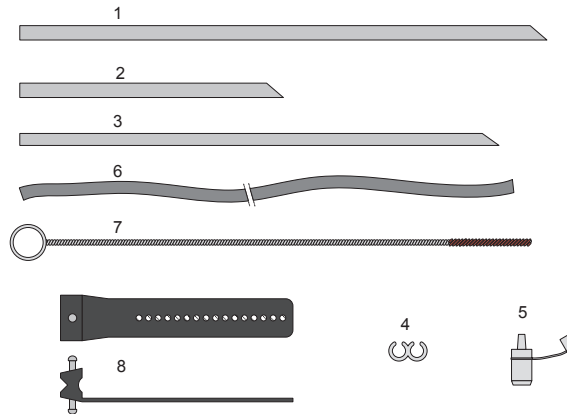
TECHNICAL DATA		
	230V	115V
Dimensions (HxWxD)	250 x 171 x 171 mm	9.8 x 6.7 x 6.7"
Cabinet Construction	Powder coated mild steel	Powder coated mild steel
Flow Rate with filters fitted (per tip)	20-24 L/M	20-24 L/M
Electrical Data	230v 1ph 50/60Hz Full load current: 0.25amps / 40w	115v 60/50Hz Full load current: 0.46amps / 32w
Noise Level	< 48dBA*	< 48dBA*
Weight	5kg	11lbs
Pre Filter Efficiency	F7 (85% @ 0.8 microns)	
HEPA Filter Efficiency	(99.997% @ 0.3 microns)	
Gas Filter	Treated Activated Carbon	

* At typical operating speed.

UNIT SPECIFICATIONS		
	230V	115V
Maximum number of Soldering Irons	1	1

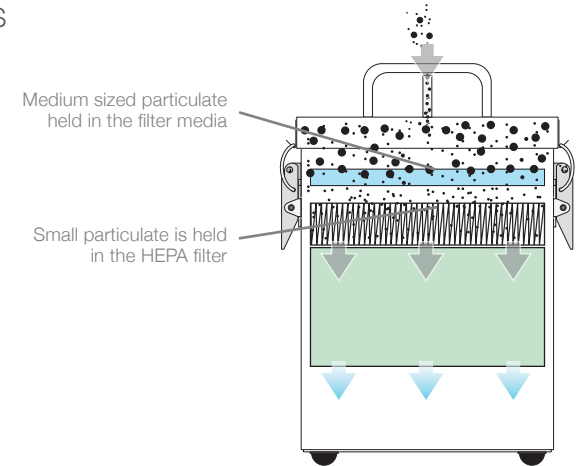

UNIVERSAL IRON KIT COMPONENTS

- 6mm stainless steel tube 220mm long
- 6mm stainless steel tube 110mm long
- 5mm stainless steel tube 200mm long
- 4 x E clips
- 1 x clear plug
- 2.5meters of 6.5mm x 4.5mm silicone hose
- Small brass brush
- Rubber tube to iron strap

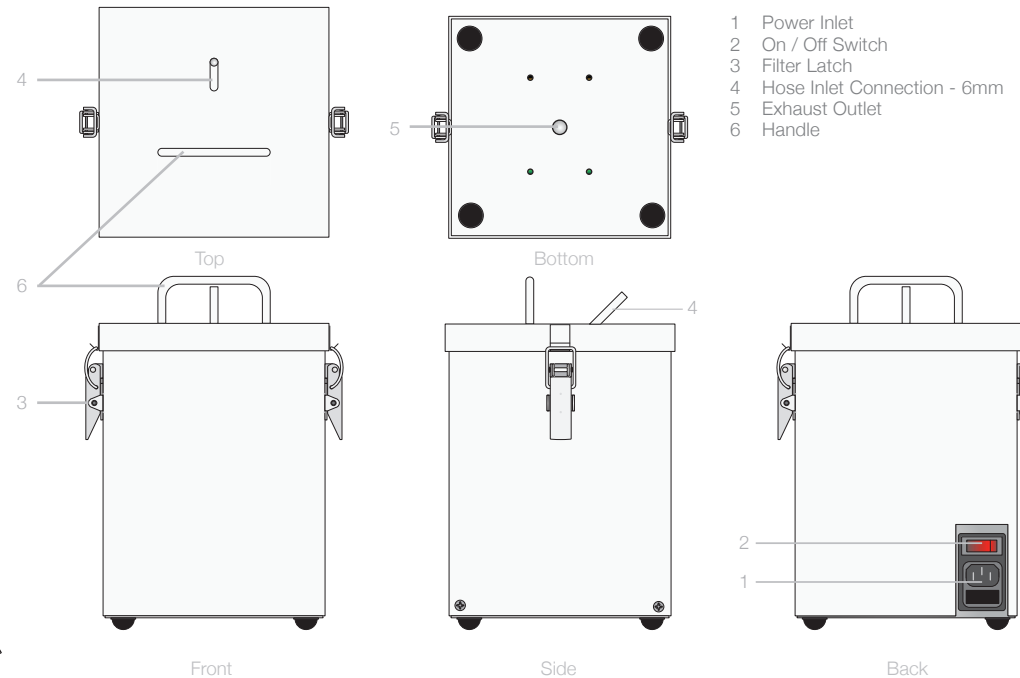


PART NUMBERS	
Model	Part Number
Universal Adjustable Iron kit (non ESD)	A1090025
Universal Adjustable iron kit (ESD)	A1090026

AIRFLOW THROUGH FILTERS



TECHNICAL SPECIFICATION



Other hose kits and filters are available. All of the above units are fitted with our standard filter combinations. For specific applications please call us for details. Replacement filters should always be ordered using the part number on the filters inside your extractor to ensure the correct filter is ordered. Datasheet correct at time of print.

Date: 8/2/13 V:2



BOFA INTERNATIONAL LTD

Tel: +44 (0) 1202 699 444 Fax: +44 (0) 1202 699 446 Email: sales@bofa.co.uk Web: www.bofa.co.uk

BOFA AMERICAS, INC

Tel: (618) 205 5007 Fax: (866) 707 2632 Email: sales@bofaamericas.com Web: www.bofaamericas.com

