



THE WORLD LEADER IN  
FUME EXTRACTION TECHNOLOGY

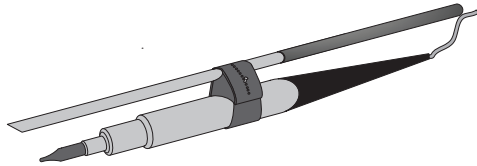
# T 15

The T15 high vacuum unit is designed to extract and filter fumes and debris through small bore hoses and attachments. Ideally suited for soldering iron tip extraction, vac pens and any application requiring close proximity, micro extraction.

## STANDARD FEATURES:

- Compact design
- High vacuum pumps
- Low noise level
- 3 stage filtration

## OPTIONAL TIP EXTRACTION IRON KIT:



## T15 FILTERS:




Multiple tip extraction for all solder applications.



## PACKAGE INCLUDES

- T15 Extraction unit
- 1 x Pre filter pad
- 1 x Combined HEPA/Gas filter
- 1 x Power cable



UNIT PART NUMBERS			INSTALLATION KIT	FILTER PART NUMBERS	
Model	Voltage	Part No.	Installation kit Part No.	Pre Filter Part No.	Combined Filter Part No
T15	230V	E0342A0000	A1020022	A1030095	A1030094
	115V	E0341A0000	A1020022	A1030095	A1030094

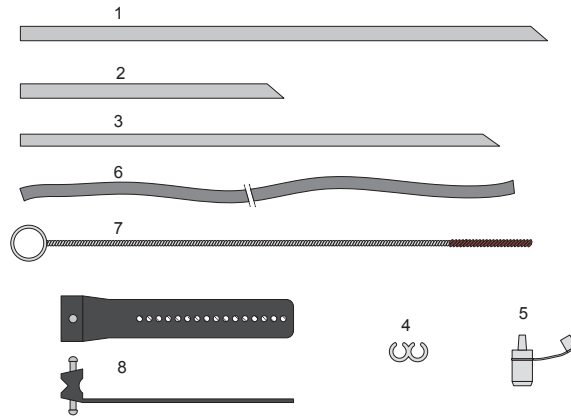
TECHNICAL DATA		
	230V	115V
Dimensions (HxWxD)	571 x 340 x 340 mm	22.5 x 13.4 x 13.4"
Cabinet Construction	Powder coated mild steel	Powder coated mild steel
Flow Rate with filters fitted (per tip)	22-30 L/M	22-30 L/M
Electrical Data	230v 1ph 50/60Hz Full load current: 2.7amps / 0.4kw	115v 60/50Hz Full load current: 6amps / 0.45kw
Noise Level	< 56dBA*	< 56dBA*
Weight	28.5kg	62.8lbs
Pre Filter Efficiency	F7 (85% @ 0.8 microns)	
HEPA Filter Efficiency	99.997% @ 0.3 microns	
Gas Filter	Treated Activated Carbon	

\* At typical operating speed.

UNIT SPECIFICATIONS		
	230V	115V
Maximum number of Soldering Irons	15	15

### UNIVERSAL IRON KIT COMPONENTS

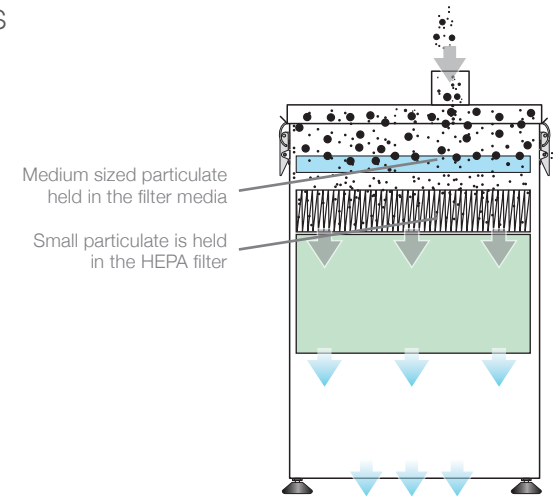

- 6mm stainless steel tube 220mm long
- 6mm stainless steel tube 110mm long
- 5mm stainless steel tube 200mm long
- 4 x E clips
- 1 x clear plug
- 2.5meters of 6.5mm x 4.5mm silicone hose
- Small brass brush
- Rubber tube to iron strap



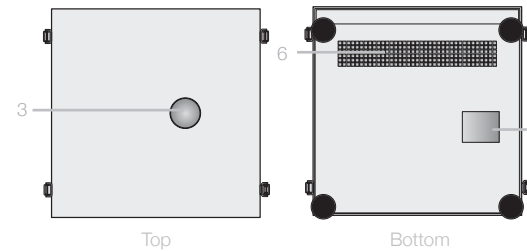
PART NUMBERS	
Model	Part Number
Universal Adjustable Iron kit (non ESD)	A1090025
Universal Adjustable iron kit (ESD)	A1090026

Other hose kits and filters are available. All of the above units are fitted with our standard filter combinations. For specific applications please call us for details. Replacement filters should always be ordered using the part number on the filters inside your extractor to ensure the correct filter is ordered. Datasheet correct at time of print.

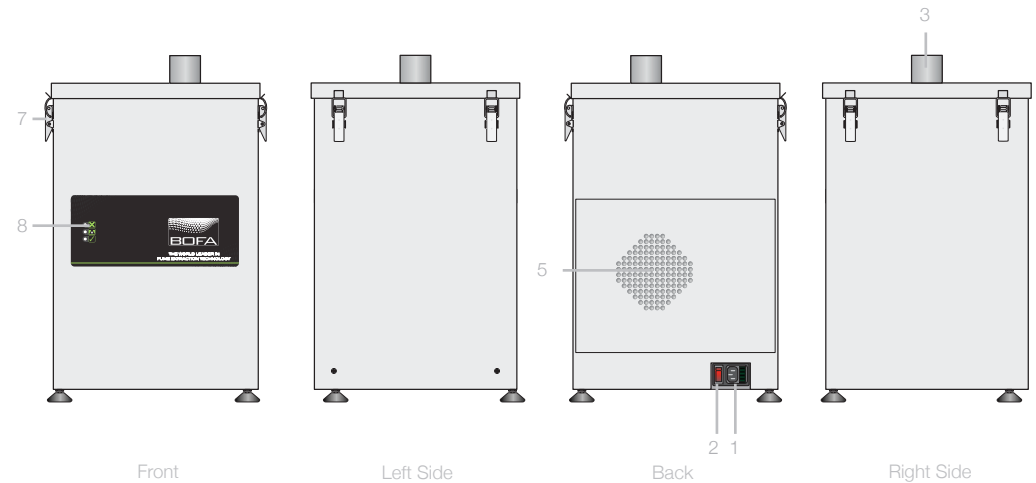
### AIRFLOW THROUGH FILTERS



### TECHNICAL SPECIFICATION



- Power Cable Inlet
- On / Off Switch
- Hose Inlet Connection - 50mm
- Exhaust Outlet
- Motor Cooling Inlet
- Motor Cooling Outlet
- Filter Latch
- Filter Condition Indicator



Date:21/3/13 V:2



**BOFA INTERNATIONAL LTD**

TEL: +44 (0) 1202 699 444 FAX: +44 (0) 1202 699 446 EMAIL: sales@bofa.co.uk WEB: www.bofa.co.uk

**BOFA AMERICAS, INC**

TEL: (618) 205 5007 FAX: (866) 707 2632 EMAIL: sales@bofaamericas.com WEB: www.bofaamericas.com

