



THE WORLD LEADER IN
FUME EXTRACTION TECHNOLOGY

V 350E

The V350E extraction unit is a compact, low cost system which is capable of generating high air flow rates from a range of bench top attachments.

The extraction unit can be positioned comfortably under a bench with a simple installation kit to connect to the most suitable extraction accessory.

STANDARD FEATURES:

- Simple Installation
- High air flow rates

PACKAGE INCLUDES

- V350E Extraction Unit
- 1 x Pre filter pad
- 1 x Carbon filter pad
- 1 x Power cable

Entry level arm extraction
for solder applications.



V350E FILTERS



PART NUMBERS			FILTER SET
Model	Voltage	Part Number	Part Number
V350E	230v	E1042A0000	A1030110
Powder Coated	115v	A1041A0000	

TECHNICAL DATA		
	230V	115V
Dimensions (HxWxD)	450 x 300 x 300mm	17.7 x 11.8 x 11.8"
Cabinet Construction	Brushed stainless steel	Brushed stainless steel
Airflow / Pressure	540m ³ /hr / 40mbar	317cfm / 40mbar
Electrical Data	230v 50/60Hz Full load current: 1.1 amps / 0.25kw	115v 50/60Hz Full load current: 2.1 amps / 0.255kw
Noise Level	< 60dBA*	< 60dBA*
Weight	23kg	50lbs
Duct Size	2 x 75mm	2 x 3"
Duct Run	6mtrs	19.7ft
Gas Filter	Carbon sponge pad	
Pre Filter Efficiency	F7 (96% @ 2 microns)	

* At typical operating speed.

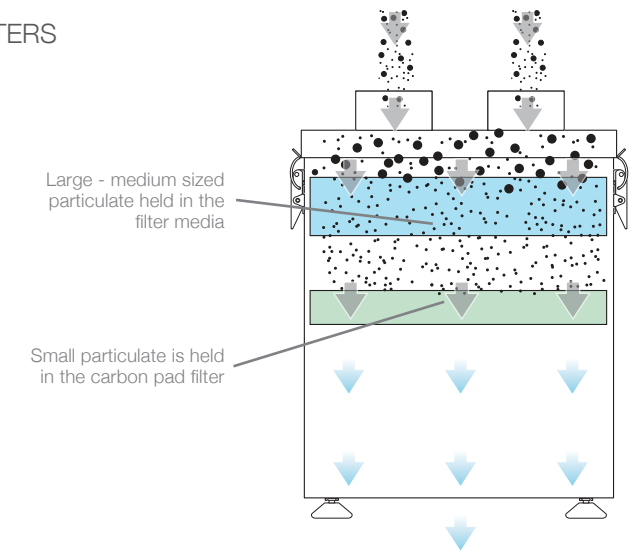

HIGH VOLUME ENTRY LEVEL EXTRACTION UNIT:

A compact, low cost system, capable of generating high air flow rates. The V350E has up to six metres of trunking connected to the system.

UNIT SPECIFICATIONS		
	230V	115V
Maximum number of 32mm Arms	7	7
Maximum number of 50mm Arms, Cows or Down Draft Trays	5	5
Maximum number of 75mm Arms, Cows or Down Draft Trays	4	4


Other hose kits and filters are available. All of the above units are fitted with our standard filter combinations. For specific applications please call us for details. Replacement filters should always be ordered using the part number on the filters inside your extractor to ensure the correct filter is ordered. Datasheet correct at time of print.

AIRFLOW THROUGH FILTERS



TECHNICAL SPECIFICATION

- | | |
|---------------------|------------------------------------|
| 1 Power Cable Inlet | 4 Hose Inlet Connection - 2 x 75mm |
| 2 On / Off Switch | 5 Exhaust Outlet |
| 3 Filter Latch | 6 Motor Cooling Inlet |



Date: 12/2/14 V:2.1



BOFA INTERNATIONAL LTD

Tel: +44 (0) 1202 699 444 Fax: +44 (0) 1202 699 446 Email: sales@bofa.co.uk Web: www.bofa.co.uk

BOFA AMERICAS, INC

Tel: (618) 205 5007 Fax: (866) 707 2632 Email: sales@bofaamericas.com Web: www.bofaamericas.com

