

# Marking system FlyMarker® PRO



**NEW PRODUCT MOVIE:**  
See our hand-held marking system  
FlyMarker® PRO in action!



 **PLAY**



FLYMARKER®

Mark like a Professional

## FlyMarker® PRO – Version MOBIL

The handheld marking system FlyMarker® PRO makes the marking of bulky, heavy and stationary work pieces very easy. Use the FlyMarker® PRO to mark fast and efficiently as part of a permanent process in production or as a stand-by during downtime or emergency. Almost any material can be marked – from plastic to hardened steel.

### 100% mobile use – no annoying cables

A powerful battery enables 100% mobility and self-sufficient use of the FlyMarker® PRO anywhere on your business premises. No electrical or pneumatic cables hamper the marking process.

The lightweight, compact and ergonomic design of the handheld marking system enables the marking of bulky, heavy, stationary and even inaccessible work pieces effortlessly.

### Durable, tamper-proof marking

The custom developed integrated marking magnet for the new FlyMarker® PRO enables very precise and deep marking. Depending on the material and customer requirements the marking force can be adjusted manually.

If for example a mark needs to be visible after a painting process, a deep marking is required.


### Automatic height compensation

The automatic height compensation of the marking system enables work pieces with uneven surfaces to be marked with a constant marking quality and depth.



...**PRO**fessional  
...**PRO**ductive  
...**PRO**fitable





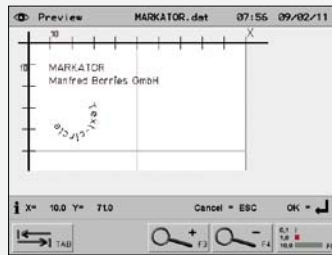
### Self-explanatory software

The FlyMarker<sup>®</sup> PRO software is clearly presented, well-structured and self-explanatory. Various helpful functions such as time, date and auto numbering are included in the standard scope of delivery.

Via the software preview function it is possible to visualize the created marking files on the integrated LC colour display before the actual marking process.



Main menu



Preview

### Data management

Several hundred marking files, fonts and logos can be saved and administered on the internal data storage of the FlyMarker<sup>®</sup> PRO.

The USB interfaces of the marking system allow a quick data backup of the marking files. Using the optional available PC software, it is possible to create the marking files directly on the PC and transfer them to the marking system afterwards.



### Large Colour LC Display

The CNC hand-held marking system FlyMarker<sup>®</sup> PRO features a large high resolution 320 x 240 pixels LC colour display. This display enables easy entry, modification and control of the marking files.



### Illuminated marking area

The illuminated marking area of the FlyMarker<sup>®</sup> PRO makes adjustment of the work piece to be marked very easy.



Version MOBIL



Version STATION




### Interfaces

For an easy data transfer there is an USB-A, an USB-B and an Ethernet interface available.



### Carrying case

For easy transportation, the mobile version of the hand-held marking system will be delivered in a hard protective carrying case. The complete marking system, batteries and the charging station can be stored safely in this case.



## FlyMarker<sup>®</sup> PRO – Functionality

The compact hand-held marking system features easy handling and can be used without any programmer knowledge:

### Switch on – Type in – Mark

The FlyMarker<sup>®</sup> PRO is the perfect machine for the workshop producing durable, fast, flexible marking with a low noise level. The marking is made by well-structured single dot characters. Depending on the type of application it is possible to choose between 5 x 7 or 9 x 13 sizes. It is also possible to mark Data Matrix Codes.

### Mark Data Matrix Codes

The Data Matrix Code function (optional) enables a large amount of information to be marked within a limited space. The data can either be type in via the FlyMarker<sup>®</sup> PRO key-board or transfer via the marking systems USB interface.

### High Marking Quality

The high quality linear x- and y- direction guides are double guided to provide the FlyMarker<sup>®</sup> PRO with a very stable and durable mechanism.

With the addition of further quality components MARKATOR<sup>®</sup> have engineered extremely precise warp-free high quality marking.

### Short marking times


Use of the latest control technologies allows quick and easy navigation with fast access times. The FlyMarker<sup>®</sup> PRO is equipped with strong motors which are capable of producing short marking times.



5 x 7 font



9 x 13 font



Data Matrix Code (optional)




Logo marking (optional)

### TECHNICAL DATA

- Marking area (x/y)**  
75 x 25 mm, 120 x 25 mm,  
75 x 45 mm or 120 x 45 mm
- Available character heights**  
1,0 to 24,9 mm or 1,0 to 44,9 mm
- Fonts**  
Medium spaced lettering similar to DIN 1451  
in single dot characters (size 5 x 7 or 9 x 13)
- Drive of the marking pin**  
Electromagnetic
- Available characters**  
Figures 0 - 9  
Capital letters A - Z  
Small letters a-z  
Various punctuation marks  
e.g. . ; / , etc.
- Interfaces**  
USB-A, USB-B, Ethernet
- Height compensation**  
up to max. 5 mm (constant marking  
depth also on uneven surfaces)
- Weight**  
4,2 kg
- Resolution of the stepping motors**  
0,05 mm





## FlyMarker® PRO – Version MOBIL *touch*

The CNC controlled marking system FlyMarker® PRO MOBIL *touch* is the perfect choice if you need a solution for several marking tasks.

Big and unmovable work pieces which are hard to access can be marked directly on site using the portable marking system. Small work pieces can be marked on a fix work station using the table marking system (optional column frame).

### Simple adjustment into a table marking system

Through the easy turning of the display by a simple key stroke, the mobile hand-held marking system can be adjusted into a table marking system within a short time:

**Release the handle – Mount on column –  
Turn display – Done!**

The practical release button for the start of the marking is on the top of the handle on the column frame.



### Several on-screen keyboards

The keyboard on the touchscreen can be displayed in several country versions (e.g. US or Cyrillic).

### Less susceptible to dirt and easy to clean

The display is specially coated and with this break-and scratch resistant. Due to the plane surface without height differences no dirt can stick on the surface and it is very easy to clean.

### Larger LC colour display

The LC colour display with a resolution of 640 x 480 pixels provides a very good overview. The software can be displayed at a glance. With this an intuitive and effective work with less key strokes is possible.


## User interface



Mainmenu



On-screen keyboard in mainmenu



Preview



Language selection

**MARKATOR®**

Bunsenstraße 15  
71642 Ludwigsburg  
Germany

Telefon +49 (0) 7144 - 8575 - 0  
Telefax +49 (0) 7144 - 8575 - 600

info@markator.de  
www.markator.de

